



Bike Parking For Your Business



More and more people are enjoying the convenience and economic benefits of traveling by bicycle. Over half the adults in Northeastern Illinois own a bicycle. As a business owner/manager, you should find the information you need to provide effective bicycle parking for customers and employees in this guide.

Every bicycle trip begins and ends with the need for a safe and secure place to park one's bike. Fear of having a bicycle stolen is one of the biggest deterrents to people riding to their favorite destination. By providing secure and adequate bicycle parking you can let people know that they and their bikes are welcome.

All buildings should have a few bicycle parking spaces conveniently located near the main entrances for visitors and customers.



Why Invest in Bicycle Parking?

- Increase your overall parking capacity at little cost
- Gain a competitive advantage by attracting bicycling customers
- Eliminate the clutter, pedestrian hazards, and tree damage from unplanned bicycle parking
- Attract and retain health conscious customers and employees

Good facilities attract users over time.

Provide enough parking to accommodate current demand. Make sure to leave room for expansion, since more racks may be needed.

Getting Started

The most important way to ensure successful bicycle parking is to install a good rack at a good location.

There are two types of bicycle parking: long- and short-term. Short-term parking is generally used for two hours or less by customers or guests and should be located as close to the building's main entrance as possible. Long-term parking is usually used by employees, transit users or residents and should have a high level of security and weather protection. Long-term parking might be located indoors, in a garage or in a fenced-in area.

Pages 5 and 6 provide an in-depth look at locating bicycle parking. Short-term bicycle parking is outlined on pages 7 and 8. Long-term bicycle parking is discussed on pages 9 and 10.

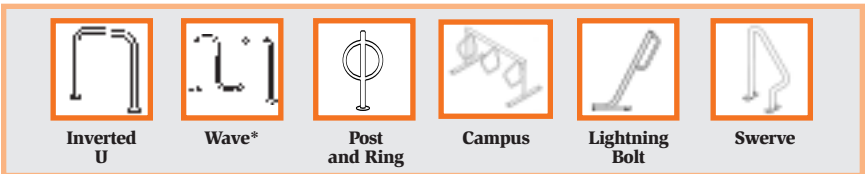
Properly installed racks are not a liability problem. Bicycle parking liability is the same as for automobile parking and other sidewalk fixtures.

Many municipalities install short-term parking, in the form of bicycle racks, free of charge or offer discounted bicycle racks for installation by local businesses. In Chicago, call (312) 744-4600 or visit www.ChicagoBikes.org. In the suburbs, contact your public works or planning department.

Types of Bike Racks

One of the most common ways to secure a bicycle for a short period of time is by locking it to a parking meter. Like the parking meter, the best short-term bike parking racks are simple designs, permanently installed into the ground, that:

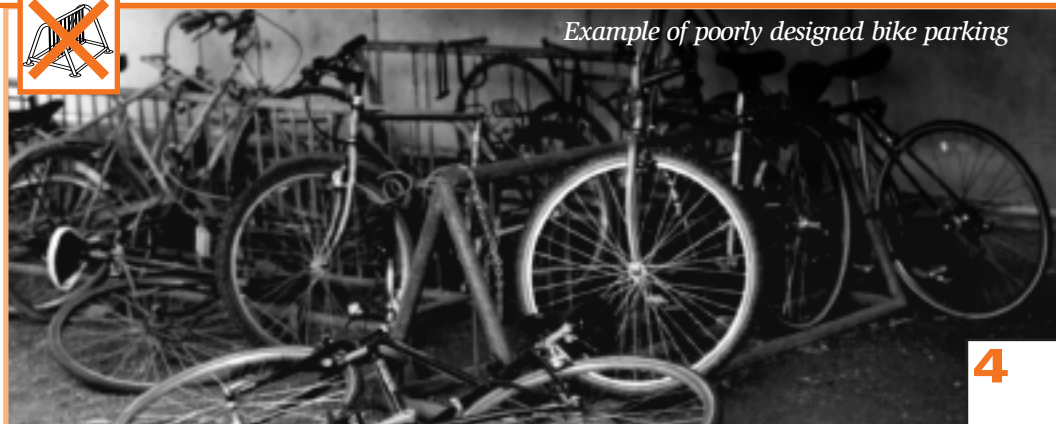
1. Accept U-shaped locks and cables.
2. Allow the cyclist to easily lock the bike frame and one wheel to the rack. (see photo below)



*Seek wave racks with 20-24" wide "U"s (see photo at right)

Racks to Avoid

1. Old-fashioned "schoolyard" or "fence" racks that only hold the wheel of the bike. These racks do not allow both the frame and wheel to be locked and can bend the wheel if the bike falls over. (see photo at bottom right)
2. Racks that are complicated to use. Bicyclists should be able to lock up quickly and easily.



Example of poorly designed bike parking

Locating Bicycle Parking

✓ Convenience:

Is the parking area convenient to building entrances and street access? Disperse racks ([' Ⓞ]) along sidewalks in commercial districts to provide close access to multiple storefronts.

✓ Visibility:

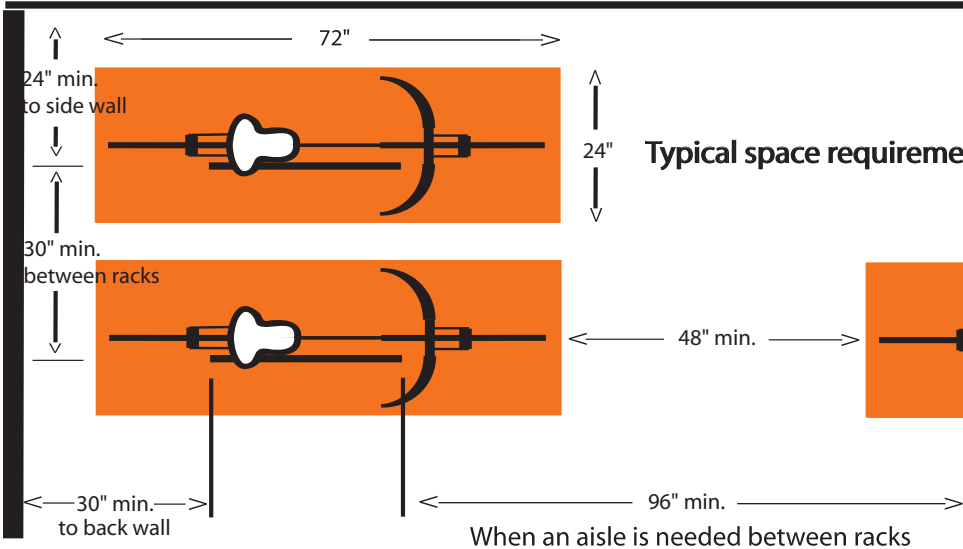
Is the bicycle parking easily spotted from the street? In addition to attracting users, a high visibility location (e.g., in front of a store window) discourages bike theft and vandalism.

✓ Spacing:

Is the rack far enough away from walls and other obstacles? Can a bicycle be maneuvered in and out even when other bikes are parked?

✓ Sidewalk:

Are bike racks aligned with planters and other street furniture to maintain existing pedestrian flow? A ten-foot wide sidewalk is the minimum width required to accommodate pedestrian flow and bicycle racks. Racks best for tight spaces: [' Ⓞ]



✓ Weather Protection:

Is the bicycle parking area protected from inclement weather? Where possible, install bike racks under an existing awning or overhang. In rainy weather, it is helpful for cyclists to have a dry place to put on raingear and load purchases.

✓ Lighting:

Is the parking area well lit? Adequate lighting provides personal security, discourages theft and helps prevent accidents.

✓ Avoid Conflicts With Auto Parking:

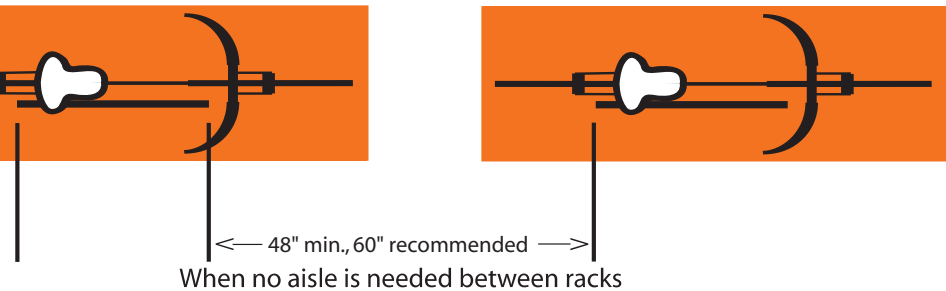
Are bicycle and auto-parking areas separated by a physical barrier to prevent parked bicycles from being damaged by motor vehicles?

✓ Publicize Your Bike Parking:

Often it is helpful to post a sign such as the one at right to direct cyclists to parking.



Spacings for bicycle parking (inverted U racks shown)



Short-term Parking Manufacturers

When comparing prices, keep material, coating quality and rack capacity in mind. Square tubing, while slightly more expensive than round tubing, is more secure because it resists cutting. Remember, short-term bike racks can serve as long-term parking when installed inside, in a fenced-in area or other secure locations.

American Bicycle Security

www.ameribike.com
800-245-3723

Bicycle Parking Project

215-222-1253

Bike Security Racks

800-545-2757

Bike-Up

www.bikeup.com
800-661-3506

Brandir International

www.ribbonrack.net
212-505-6500

Cora

www.cora.com
800-354-8624

Creative Metalworks

www.creativemetalworks.cc
888-BIKE-RAX

Creative Pipe

www.creativepipe.com
800-644-8467



cycle-safe

www.cyclesafe.com
888-950-6531

Dero

www.dero.com
888-337-6729

Dobra Design

www.dobradesign.com
604-733-9486

Function First Bike Security

www.bikerack.com
888-245-3742

G.F. Structures

www.gfstructures.com
773-626-4122

Graber

www.graberproducts.com
800-542-6644

Huntco Supply

www.huntco.com
800-547-5909

Madrax

www.madrax.com
800-448-7931

Palmer Group

www.bikeparking.com
888-764-2453

Sunshine U-Lok

www.sunshineu-lok.com
818-707-0110



Long-term Bicycle Parking

The simplest and most common way to provide long-term parking is to allow bicycles to be brought and stored inside the workplace. When this is not possible and bicycles must be left unattended for more than two hours, a high level of security and weather protection is desirable. Long-term parking solutions include:

High security rack:

Rack with moving parts that secures the bicycle frame and both wheels with a single lock.

Bicycle lid or rocker:

Hard plastic shell, hinged at the base, which securely encloses the bicycle.

Bicycle room:

Locked room for storing bicycles, often with an access key or combination lock. (*see photo below*)

Bicycle "cage":

Fenced area enclosing parked bicycles, often with an access key or combination lock.

Bicycle locker:

Fully enclosed container typically rented or leased to a cyclist. Lockers offer a high level of security and weather protection. (*see photo at right*)



9 *Bike room with racks for storing bicycles*

Long-term Parking Manufacturers

American Bicycle Security*
(lockers)

Bernard's
773-488-8984
(multi-level and wall-mounted racks for indoor use)

Bike Guard
www.ida.net/users/bikegd
208-356-0744
(lockers)

Bike Lokr
www.bikelokr.com
1-800-543-5390
(lockers)

Bike Up*
(wall-mounted racks)

Cora*
(lockers)

Creative Pipe*
(lockers, Cycle Rocker)

cycle-safe*
(lockers)

Dobra Design*
(wall-mounted and floor-mounted racks for indoor use)

Graber*
(Bike Bank - high security rack)

Huntco Supply*
(commuter rack - high security rack)

Palmer Group*
(wall-mounted racks for indoor use, Crank Case - high-security rack)

Plastron Products
www.awgwire.com/products.htm
206-455-9016
(Bike Lid)

Super Secur
www.acorneng.com
800-488-8999
(lockers)

***See pages 7 and 8 for contact information**



Lockers by cycle-safe



Acknowledgements:

Produced by the Chicagoland Bicycle Federation
for the Chicago Department of Transportation
and the Chicago Area Transportation Study Council of Mayors

Funded through the Federal Highway Administration's
Congestion Mitigation and Air Quality Improvement Program

Original graphic design and layout by Sustain
2002 updates to graphic design and layout by Randy Warren,
Chicagoland Bicycle Federation

Photographs by Cheryl Tadin and Chris McGuire, City of Chicago,
Randy Warren and Nick Jackson, Chicagoland Bicycle Federation

Material from the following organizations
used with permission:

City of Cambridge (MA), City of Portland (OR),
the Washington Area Bicycle Association (D.C.), Creative Pipe and Dero

Copyright© 1998 & 2002, City of Chicago
and the Chicago Area Transportation Study Council of Mayors

For more information on bike parking, contact the Chicago Department of
Transportation's Bike Parking Program at 312-744-4600 or visit
www.ChicagoBikes.org, or
contact the Chicagoland Bicycle Federation
at 312-427-3325 or www.biketraffic.org,
or your local municipality

